

## Product data sheet

### Characteristics

# A9F54140

## Acti9 iC60H 1P 40A C Miniature Circuit breaker



### Main

Range	Acti9
Product name	Disbo iC60
Product or component type	Miniature circuit-breaker
Device short name	iC60H
Poles description	1P
Number of protected poles	1
[In] rated current	40 A
Network type	AC
Trip unit technology	Thermal-magnetic
Curve code	C
Breaking capacity	20 KA Icu at 12...60 V DC conforming to EN/IEC 60947-2 15 KA Icu at 60...72 V DC conforming to EN/IEC 60947-2 10000 A Icn at 240 V AC 50/60 Hz conforming to EN/IEC 60898-1 42 KA Icu at 10...60 V AC 50/60 Hz conforming to EN/IEC 60947-2 30 KA Icu at 100...133 V AC 50/60 Hz conforming to EN/IEC 60947-2 15 KA Icu at 220...240 V AC 50/60 Hz conforming to EN/IEC 60947-2
Utilisation category	Category A conforming to EN/IEC 60947-2

### Complementary

Network frequency	50/60 Hz
[Ue] rated operational voltage	240 V AC 50/60 Hz
Magnetic tripping limit	8 x In +/- 20 %
[Ics] rated service breaking capacity	21 KA 50 % conforming to EN/IEC 60947-2 - 10...60 V AC 50/60 Hz 15 KA 50 % conforming to EN/IEC 60947-2 - 100...133 V AC 50/60 Hz 7.5 KA 50 % conforming to EN/IEC 60947-2 - 220...240 V AC 50/60 Hz 7500 A 75 % conforming to EN/IEC 60898-1 - 240 V AC 50/60 Hz 20 KA 100 % conforming to EN/IEC 60947-2 - 12...48 V DC 10 KA 100 % conforming to EN/IEC 60947-2 - 72 V DC
Limitation class	3 conforming to EN/IEC 60947-2
[Ui] rated insulation voltage	500 V AC 50/60 Hz conforming to EN/IEC 60947-2
[Uimp] rated impulse withstand voltage	6 kV conforming to EN/IEC 60947-2
Contact position indicator	Yes
Control type	Toggle
Local signalling	Trip indicator
Mounting mode	Clip-on
Mounting support	Rail
9 mm pitches	2
Height	85 mm
Width	18 mm
Depth	78.5 mm
Net weight	0.125 kg
Colour	White

The information provided in this documentation contains general descriptions and/or technical characteristics of the performance of the products contained herein. This documentation is not intended as a substitute for and is not to be used for determining suitability or reliability of these products for specific user applications. It is the duty of any such user or integrator to perform the appropriate and complete risk analysis, evaluation and testing of the products with respect to the relevant specific application or use thereof. Neither Schneider Electric Industries SAS nor any of its affiliates or subsidiaries shall be responsible or liable for misuse of the information contained herein.

Mechanical durability	20000 cycles
Electrical durability	10000 cycles
Provision for padlocking	Padlockable
Connections - terminals	Single terminal (top or bottom) 1...35 mm <sup>2</sup> rigid Single terminal (top or bottom) 1...25 mm <sup>2</sup> flexible
Wire stripping length	14 mm for top or bottom connection
Tightening torque	3.5 N.m top or bottom
Earth-leakage protection	Separate block




## Environment

Standards	EN/IEC 60898-1 EN/IEC 60947-2
IP degree of protection	IP20 conforming to IEC 60529
Pollution degree	3 conforming to EN/IEC 60947-2
Tropicalisation	2 conforming to IEC 60068-1
Relative humidity	95 % at 55 °C
Ambient air temperature for operation	-35...70 °C
Ambient air temperature for storage	-40...85 °C

## Packing Units

Unit Type of Package 1	PCE
Number of Units in Package 1	1
Package 1 Weight	119 g
Package 1 Height	7 cm
Package 1 width	1.5 cm
Package 1 Length	9 cm
Unit Type of Package 2	BB1
Number of Units in Package 2	12
Package 2 Weight	1.48 kg
Package 2 Height	8 cm
Package 2 width	9.5 cm
Package 2 Length	22 cm
Unit Type of Package 3	S03
Number of Units in Package 3	132
Package 3 Weight	17.037 kg
Package 3 Height	30 cm
Package 3 width	30 cm
Package 3 Length	40 cm

## Offer Sustainability

Sustainable offer status	Green Premium product
REACH Regulation	 <a href="#">REACH Declaration</a>
EU RoHS Directive	Compliant  <a href="#">EU RoHS Declaration</a>
Mercury free	Yes
RoHS exemption information	 <a href="#">Yes</a>
China RoHS Regulation	 <a href="#">China RoHS Declaration</a>
Environmental Disclosure	 <a href="#">Product Environmental Profile</a>
WEEE	The product must be disposed on European Union markets following specific waste collection and never end up in rubbish bins
Halogen content performance	Halogen free product